



Pressure Regulating Hydrant valve

INTRODUCTION

The Pressure Regulating Hydrant valve (PRH) is a product of Fireproducts AS. The PRH is designed to control the opening status of the PRH and as a result the pressure. The PRH also has a built in isolation valve that can close / open the PRH. The Pressure Regulating Hydrant also comes with a notch that can be drilled and threaded. This can be used for monitoring or a chemical inlet mixture, like AFFF mixture etc. The PRH has a flexible outlet connection type. A number of different connections can be applied.

CONNECTORS

The PRH has a built in regulating system to ensure a stable pressure of the outlet flow.

FOAM INLET OPTION

The PRH has 2 pcs connections meant for monitoring or induction of chemicals like AFFF etc.

OVERRIDE FUNCTION

The PRH has an override function. You can use a key to override the pressure regulating function. The valve function is then as a normal non-regulating valve. The key is marked with red color.

TYPE APPROVED BY





◀ Pressure Regulating Hydrant valve

TECHNICAL DATA

INLET PRESSURE

Pressure adjusting range

Normal spring	6-9 Bar
LPI(low pressure spring)	3,5-6 Bar
Maximum inlet pressure	20 Bar (150 lb) 28 Bar (300 lb)
Kv	38 m ³ /h (633 lpm) @ dp 1 bar
Applied fluid	Sea or fresh water.
PRH Body size	2 1/2"

MATERIAL

Wetted parts

- Titanium (if required : according to Norsok)
- Super Duplex (if required : according to Norsok)
- LG2 Bronze LG2
- NiAlBr Nickel Aluminium Bronze

Dry parts

- Spring cover SS316
- Spring support SS316
- Bolts SS316
- Gaskets NBR
- Spring Chrome Spring steel

DOCUMENTATION

The documentation always consist of the following documents.

- COC (certificate of conformity)
- User and Service manual.
- Test documents according to EN12266-1
- If applicable :
 - Material Certificate (2.1 // 3.1)
 - Material Traceability certificate
 - ATEX
 - Type approval documents
 - 3.parties inspection documents
 - Performance curve



Fireproducts



◀ Pressure Regulating Hydrant valve

TECHNICAL DATA

APPROVAL / TEST

DNV and BV type approved for both 150 and 300 lb type.

- BUREAU VERITAS Rules for the Classification of Steel Ships
- BUREAU VERITAS Rules for the Classification of Offshore Units
- DNVGL-OS-D101 – Marine and machinery systems and equipment

Edition January 2018

- DNV GL rules for classification – Ships Pt.4 Ch.6 Piping systems
- DNV GL class programme DNVGL-CP-0186 – Type approval – Valves

Designed according to : BS5041-1

Are approved for :

- For ship installations (DNV GL-RU-SHIP Pt. 4 Ch.6):
- For offshore marine and machinery systems and equipment (DNV GL-OS-D101)

Tested according to EN12266-1

Shell test : 1,5 x PN

Seat test : 1,1 x PN

ATEX

According to Article 1,4 of Directive 94/9/EC paragraph 5.2.1 FireProducts has concluded that this product does not require ATEX approval





◀ Pressure Regulating Hydrant valve

ORDERING INFORMATION

The ordering code is built up according to the following:

FP-V-PRH-01-02-03-04

- FP FireProducts
- V Main category : Valve
- PRH Pressure Regulating Hydrant valve
- BB-BN Bolted Bonnet - Bip Nose Type
- BB-STR Bolted Bonnet - Straight Outlet

01 MATERIAL ON WETTED PARTS

- TI Titanium
- LG2 Bronze LG2
- SD Super Duplex steel
- NiAlBr Nickel Aluminium Bronze
- ALBr Aluminium Bronze

02 INLET CONNECTION

- FL1,5LB150 Flange ANSI 1 ½" ANSI 150 lb
- FL1,5LB300 Flange ANSI 1 ½" ANSI 300 lb
- FL2LB150 Flange ANSI 2" ANSI 150 lb
- FL2LB300 Flange ANSI 2" ANSI 300 lb
- FL2,5LB150 Flange ANSI 2,5" ANSI 150 lb
- FL2,5LB300 Flange ANSI 2,5" ANSI 300 lb
- FL3LB150 Flange ANSI 3" ANSI 150 lb
- FL3LB300 Flange ANSI 3" ANSI 300 lb



◀ Pressure Regulating Hydrant valve

ORDERING INFORMATION

03 OUTLET CONNECTION TYPE

- 2BSPM Threaded 2" BSPM
- 2NPTM Threaded 2" NPTM
- 2,5BSPM Threaded 2 1/2" BSPM
- 2,5NPTM Threaded 2 1/2" NPTM

04 OPTION

- OV Manual override
- NO Norsok approved material According to M650.
- RAL3020 Powder paint color code RAL 3020 (other color upon request)
- OL1/4 2 pcs 1/4" NPTF on the outlet of the valve.
- OL3/8 2 pcs 3/8" NPTF on the outlet of the valve.
- LPI Low Pressure Inlet, Range (3,5-6 Bar)
- DNV DNV type approval
- BV BV type approval



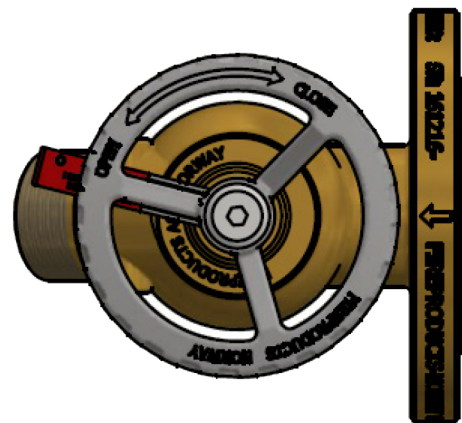
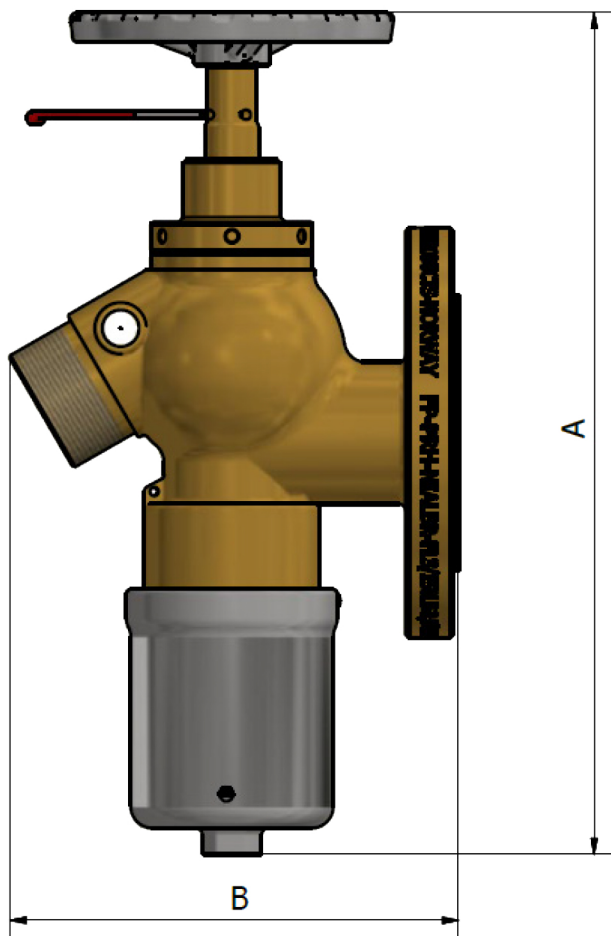
◀ Pressure Regulating Hydrant valve

TECHNICAL DRAWINGS

Note :

- All dimensions in mm.
- The indicated dimensions can vary due to handle and spring cup position.

1,5" 150 lb	A=400 mm	B=198 mm
1,5" 300lb	A=400 mm	B=204 mm
3" 150 lb	A=400 mm	B=205 mm
3" 300lb	A=400 mm	B=210 mm






◀ Pressure Regulating Hydrant valve

ADDITIONAL OPTIONS


Fireproducts deliver full range of firefittings to the hydrants, including special designed bends and all type of quick connectors.



Adjustable outlet angle
2 1/2" Size. BSP.



60 dg. Angle
2" with BS coupling



Bolted Bonnet
Straight Outle



Bolted Bonnet Bip Nose



Fireproducts

Fireproducts AS
Holskogveien 48
4624 Kristiansand, Norway

Office +00 73 09 99 47
E-mail sales@fireproducts.no

www.fireproducts.no